



Alu 071.0



GADOORALU
SISTEMAS DE ALUMÍNIO



PORTÃO DE ALUMÍNIO
PORTÓN DE ALUMINIO





PORTÃO EM ALUMÍNIO

PORTÓN DE ALUMINIO

04 | Características Técnicas

- 04 . Portão de Correr
- 04 . Portão de Batente
- 05 . Portão Pedonal
- 07 . Cores Standard e Nossa Seleção
- 09 . Tipo de Lâminas Disponíveis

10 | Portão de Alumínio

- 11 . Yone | Gard | Cher
- 12 . Oise | Cantal
- 13 . Calvados | Indre | Jura
- 14 . Manche | Ain | Isère
- 15 . Nord | Nord Total (Lâmina Asa de Avião)
- 16 . Landes (Verticale, Horizontale, Oblique, Double)
- 18 . Strong (Plein, Persiène, Ajoure)
- 20 . Alucobond 3mm (Lot / Tarn / Dijon Horizontal e Vertical)
- 24 . Aude | Marne (decorações)
- 26 . Néó Vision (decorações)
- 36 . Decorações Dijon Panneau
- 40 . Decorações em Alunox

42 | Diversos

- 42 . Gradeamento para Vedações
- 44 . Conceito Prestige | Architect | Élegance
- 46 . Acessórios
- 47 . Porta Pedonal Integrada
- 47 . Batente para Pilar

04 | Especificaciones Tecnicas

- 04 . Portón Corredero
- 04 . Portón Batiente
- 05 . Portón Peatonal
- 07 . Colores Standard y Nuestra Selección
- 09 . Tipo de Láminas Disponibles

10 | Portón de Aluminio

- 11 . Yone | Gard | Cher
- 12 . Oise | Cantal
- 13 . Calvados | Indre | Jura
- 14 . Manche | Ain | Isère
- 15 . Nord | Nord Total (Lâmina Ala de Avión)
- 16 . Landes (Verticale, Horizontale, Oblique, Double)
- 18 . Strong (Plein, Persiène, Ajoure)
- 20 . Alucobond 3mm (Lot / Tarn / Dijon Horizontal y Vertical)
- 24 . Aude | Marne (decoraciones)
- 26 . Néó Vision (decoraciones)
- 36 . Decoraciones Dijon Panneau
- 40 . Decoraciones en Alunox

42 | Diversos

- 42 . Valla para Cercado
- 44 . Concepto Prestige | Architect | Élegance
- 46 . Accesorios
- 47 . Puerta Peatonal Integrada
- 47 . Tope de Pilar

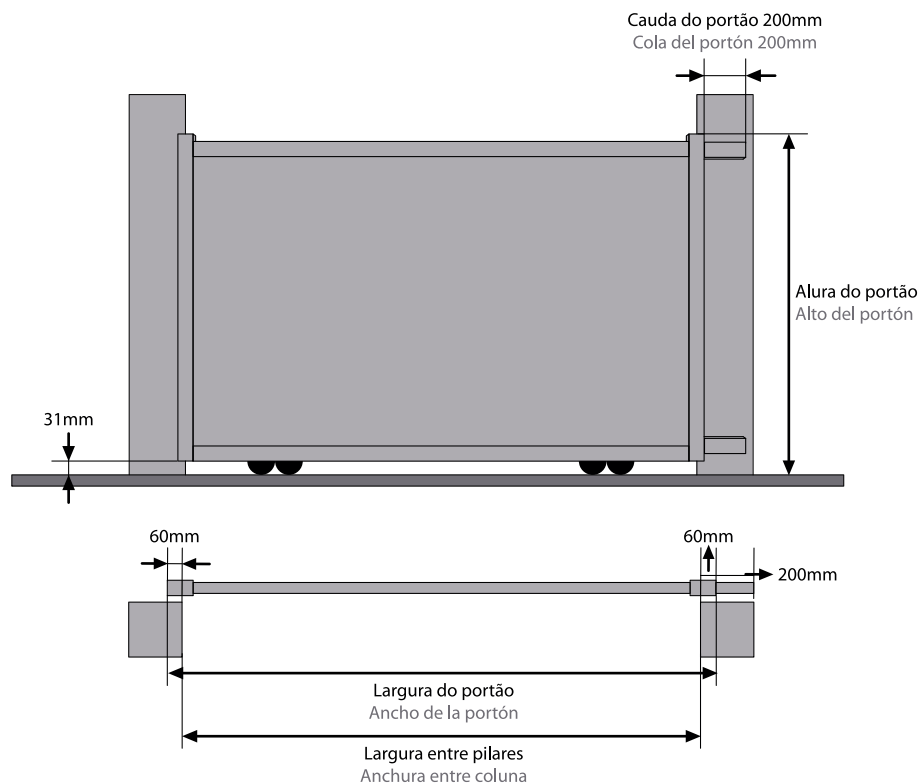


GADOORALU
SISTEMAS DE ALUMÍNIO

Parque Industrial de Laúndos,
Lote 37, 4570-311 Laúndos,
Póvoa de Varzim - Portugal
+351 252 645 154
info@gadoor.net
www.gadoor.net

PORTÃO DE CORRER

PORTÓN CORREDERO



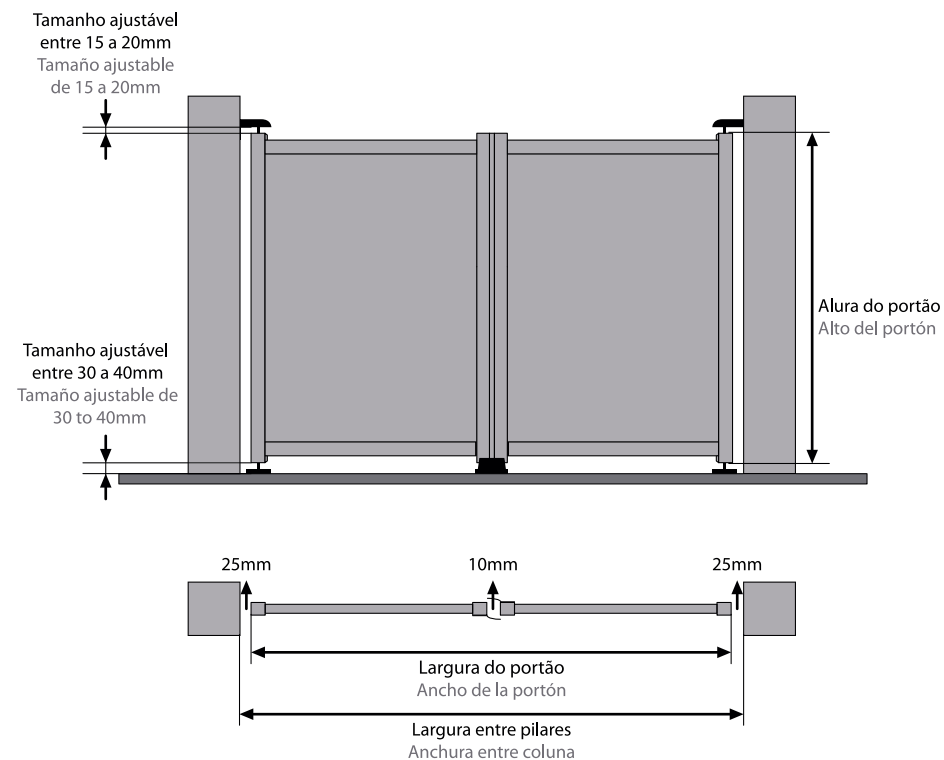
ACESSÓRIOS INCLUÍDOS

ACCESORIOS INCLUIDOS



PORTÃO DE BATENTE

PORTÓN BATIENTE



ACESSÓRIOS INCLUÍDOS

ACCESORIOS INCLUIDOS

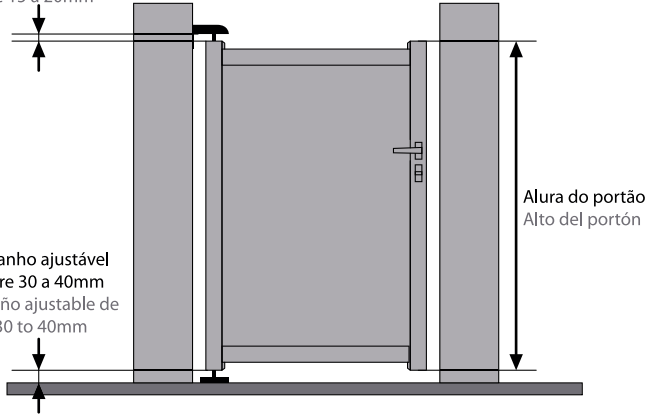


PORTÃO PEDONAL

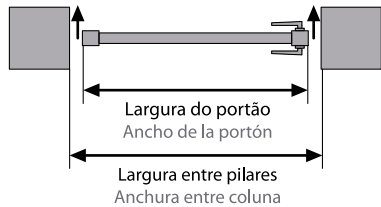
PORTÓN PEATONAL

Tamanho ajustável
entre 15 a 20mm
Tamaño ajustable
de 15 a 20mm

Tamanho ajustável
entre 30 a 40mm
Tamaño ajustable de
30 to 40mm



25mm (Lado da dobradiça) 15mm (Lado da fechadura)
5mm (Lado de la bisagra) 15mm (Lado de la cerradura)



Largura do portão
Ancho de la portón

Largura entre pilares
Anchura entre coluna

ACESSÓRIOS INCLUÍDOS

ACCESORIOS INCLUIDOS



Pino Pivotante inferior em aço

Bisagra Pivotante inferior de acero



Pino Pivotante superior em aço

Bisagra Pivotante superior de acero



Puxador e Cilindro

Mango y Cilindro



Batente Vertical com Capa-testa

Batiente Vertical con placa de bloqueo

- Portão em alumínio lacado
- Perfil do pilar 120x64mm (excepto modelo LOT - 80x43mm)
- Perfil da barra transversal 80x40mm
- Ferragens em inox/alumínio lacado
- Fixação longitudinal com parafusos de inox
- Assemblagem para encaixe mecânico

• O **Portão de Batente** possui Duplo batente central com junta de borracha EPDM

• 100% Alumínio RECICLÁVEL

- Portón en aluminio lacado
- Perfil del pilar 120x64mm (excepto el modelo LOT - 80x43mm)
- Perfil de la barra transversal 80x40mm
- Herrajes de acero inoxidable/aluminio lacado
- Fijación longitudinal con tornillos de acero inoxidable
- Ensamblaje para el montaje mecánico

• Le **Portón Batiente** tiene doble tope central con junta de goma EPDM

• 100% Aluminio RECICLABLE

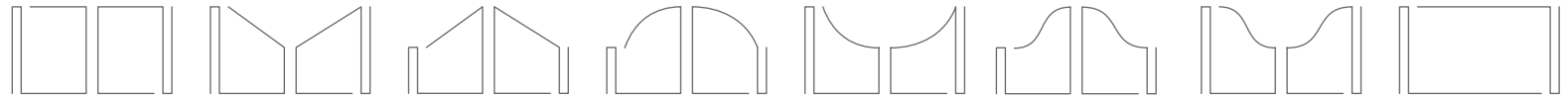


Resistência ao VENTO
Resistencia al VIENTO



EN 13241-1





FORMAS POSSÍVEIS | FORMAS POSIBLES

CORES STANDARD

COLORES STANDARD



RAL 9016 RAL 7016

NOSSA SELEÇÃO

NUESTRA SELECCIÓN





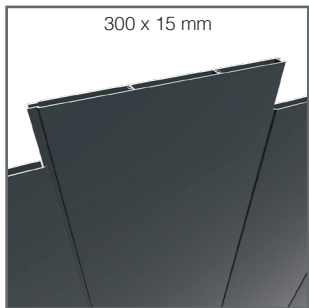

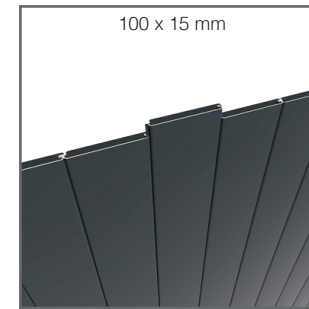
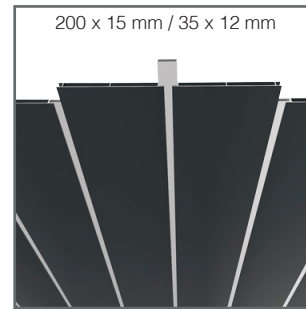





RAL 9005 RAL 8019 RAL 8014 RAL 7035 RAL 6005 RAL 5015 RAL 5013 RAL 3005 RAL 1015



TIPO DE LÂMINAS DISPONÍVEIS

TIPO DE LÂMINAS DISPONIBLES



PORTÃO
DE ALUMÍNIO
PORTÓN DE ALUMÍNIO


■ CHER



YONNE



GARD




CHER



GADOORALU


■ OISE



■ CANTAL



■ CALVADOS



■ INDRE




■ JURA



GADOORALU

MANCHE

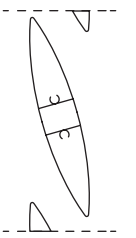


AIN



ISÈRE





■ Lâmina Asa de Avião


■ Lâmina Ala de Avión

■ NORD



Lâmina Asa de Avião 100mm
Lâmina Ala de Avión 100mm

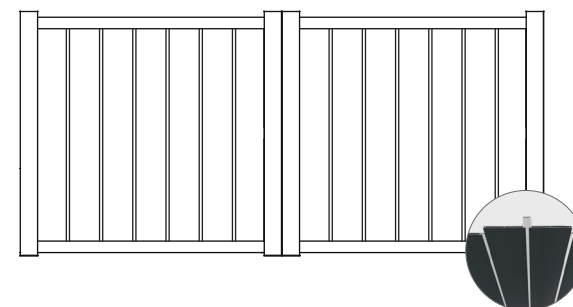
■ NORD TOTAL



Lâmina Asa de Avião 100mm
Lâmina Ala de Avión 100mm

PORTÃO
DE ALUMÍNIO
PORTÓN DE ALUMINIO

■ LANDES VERTICALE



200 x 15 mm / 35 x 12 mm



Formas possíveis | Formas posibles

LANDES HORIZONTALE



200 x 15 mm / 35 x 12 mm

LANDES OBLIQUE



200 x 15 mm / 35 x 12 mm

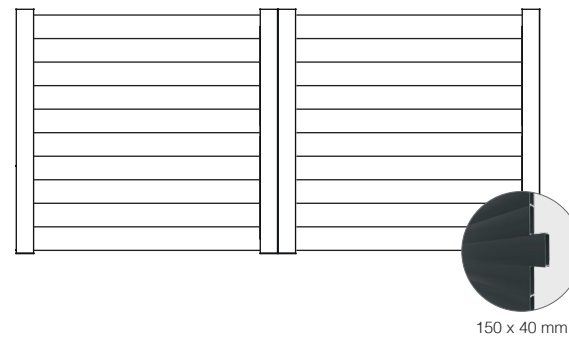
LANDES DOUBLE



200 x 15 mm / 35 x 12 mm

PORTÃO
DE ALUMÍNIO
PORTÓN DE ALUMINIO

STRONG PLEIN



STRONG PLEIN


Formas possíveis | Formas posibles

STRONG PERSIËNNE



150 x 40 mm

STRONG AJOURÉ



150 x 40 mm

 STRONG PERSIËNNE / STRONG AJOURÉ

Formas possíveis | Formas posibles



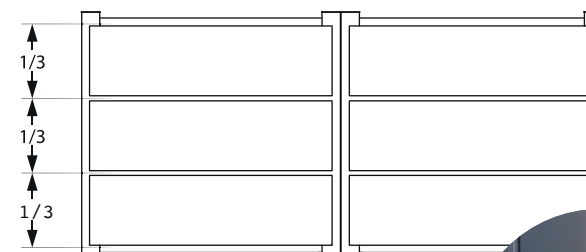
PORTÃO
DE ALUMÍNIO
PORTÓN DE ALUMINIO

LOT


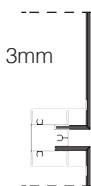


Gama Alucobond 3 mm

Gama Alucobond 3 mm



Alucobond 3mm



Cores disponíveis:
Cores disponibles:



RAL 7016




RAL 9016



Formas possíveis | Formas posibles

■ TARN



Decoração em alunox para o Portão TARN
Decoración en Alunox para el portón TARN

Cores disponíveis:
Colores disponibles:



■ CUNDA

■ PAXOS

■ MOLAT

■ PIANOSA

■ VULCANO

■ Alucobond 3 mm

■ Alucobond 3 mm

■ DIJON HORIZONTAL



■ DIJON VERTICAL



Cores disponíveis:
Colores disponibles:



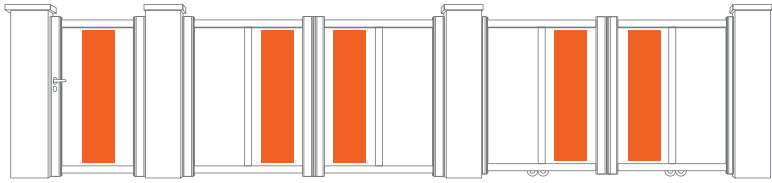
RAL 7016



RAL 9016



Formas possíveis | Formas posibles



Decoração em Alunox para o Portão DIJON VERTICAL
Decoración en Alunox para el Portón DIJON VERTICAL

■ PAXOS Norm. / Inv.



■ MALTE Norm. / Inv.



■ CORFOU Norm. / Inv.



■ CABRERA Norm. / Inv.



■ ASSINARA Norm. / Inv.



■ PIANOSA Norm. / Inv.



■ SILBA Norm. / Inv.



■ SICILE Norm. / Inv.



■ LIPARI Norm. / Inv.



■ CORSE Norm. / Inv.



PORTÃO
DE ALUMÍNIO
PORTÓN DE ALUMINIO

■ AUDE



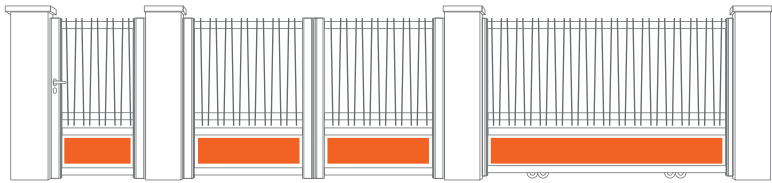
30 x 15 mm

■ MARNE



295mm

30 x 15 mm



Decoração em alumínio para o Portão MARNE

Decoración en aluminio para el portón IMARNE

Lacado à cor do portão ou outra cor à escolha
Lacado en el color de la portón o en cualquier otro color de su selección



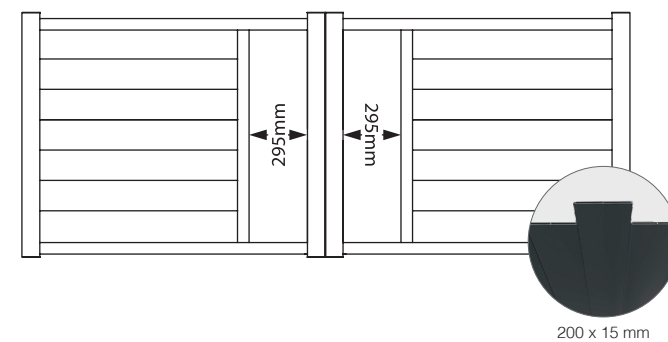
- M1 A decorative pattern consisting of several lines radiating from a central point, resembling a fan or sunburst.
- M2 A decorative pattern consisting of several horizontal lines of varying lengths.
- M3 A decorative pattern consisting of several organic, flowing shapes that resemble leaves or petals.
- M4 A decorative pattern consisting of several leaf-like shapes arranged in a horizontal row.
- M5 A decorative pattern consisting of several small squares arranged in a horizontal row.
- M6 A decorative pattern consisting of several diamonds arranged in a horizontal row.
- M7 A decorative pattern consisting of a grid of small dots.
- M8 A decorative pattern consisting of several interlocking squares arranged in a horizontal row.
- M9 A decorative pattern consisting of a fine grid of small squares.
- M10 A decorative pattern consisting of a fine grid of small squares.
- M11 A decorative pattern consisting of a row of dots.
- M12 A decorative pattern consisting of several vertical lines of varying lengths.
- M13 A decorative pattern consisting of a grid of small diamonds.
- M14 A decorative pattern consisting of a grid of small squares.
- M15 A decorative pattern consisting of several vertical bars of varying lengths.
- M16 A decorative pattern consisting of several curved lines.
- M17 A decorative pattern consisting of several vertical bars of varying lengths.
- M18 A decorative pattern consisting of several leaf-like shapes arranged in a horizontal row.
- M19 A decorative pattern consisting of several geometric shapes, including squares and circles.
- M20 A decorative pattern consisting of several triangles arranged in a horizontal row.
- M21 A decorative pattern consisting of several circles of varying sizes arranged in a horizontal row.
- M22 A decorative pattern consisting of several leaf-like shapes arranged in a horizontal row.
- M23 A decorative pattern consisting of several leaf-like shapes arranged in a horizontal row.
- M24 A decorative pattern consisting of several dots and curved lines.
- M25 A decorative pattern consisting of several wavy lines.
- M26 A decorative pattern consisting of several geometric shapes, including squares and circles.
- M27 A decorative pattern consisting of several horizontal lines of varying lengths.
- M28 A decorative pattern consisting of several circles of varying sizes arranged in a horizontal row.
- M29 A decorative pattern consisting of several diagonal lines.
- M30 A decorative pattern consisting of several floral shapes.
- M31 A decorative pattern consisting of a grid of small squares.

PORTÃO
DE ALUMÍNIO
PORTÓN DE ALUMÍNIO

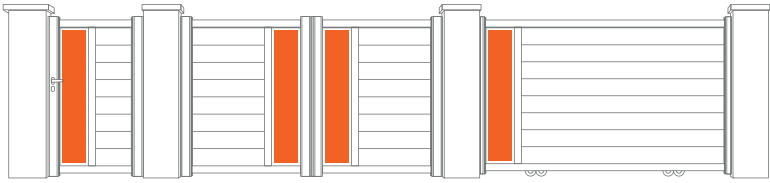
■ NÉO VISION VERTICAL



■ NV32 | NV1




Formas possíveis | Formas posibles



Decoração em alumínio NÉO VISIO VERTICAL

Decoración en aluminio NÉO VISION VERTICAL

Lacado à cor do portão ou outra cor à escolha
Lacado en el color de la portón o en cualquier otro color de su selección

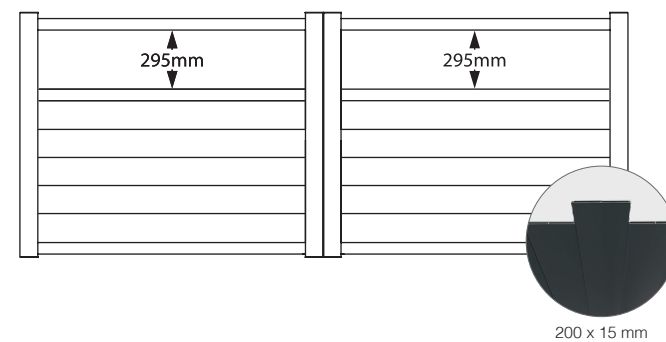


PORTÃO
DE ALUMÍNIO
PORTÓN DE ALUMINIO

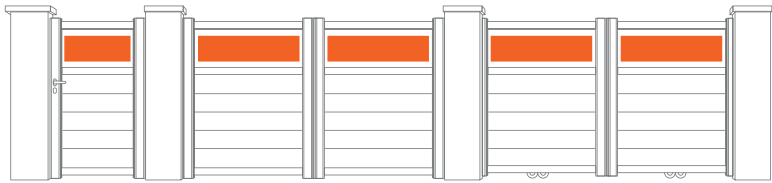
■ NÉO VISION HORIZONTAL



■ NVH2 | NVH7



Formas possíveis | Formas posibles



Decoração em alumínio NÉO VISIO HORIZONTAL
Decoración en aluminio NÉO VISION HORIZONTAL

Lacado à cor do portão ou outra cor à escolha
Lacado en el color de la portón o en cualquier otro color de su selección



NVH2



NVH3



NVH4



NVH5




NVH1



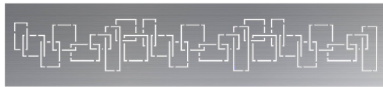
NVH6




NVH7




NVH8




NVH9




NVH10



NVH11



NVH12



NVH13



NVH14



NVH15



NVH16



NVH17



NVH18



NVH19



NVH20



NVH21



NVH22



NVH23



NVH24



NVH25



NVH26



NVH27



NVH28




NVH29



NVH30




NVH31



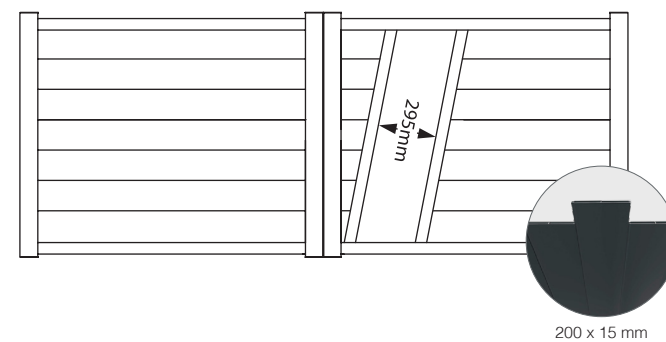
PORTÃO
DE ALUMÍNIO

PORTÓN DE ALUMINIO

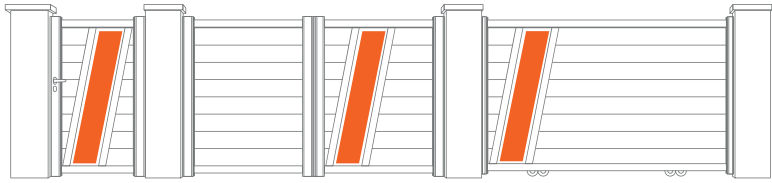
■ NÉO VISION OBLÍQUO



■ NVO31 | NVO5




Formas possíveis | Formas posibles



Decoração em alumínio NÉO VISIO OBLÍQUO

Decoración en aluminio NÉO VISION OBLICUO

Lacado à cor do portão ou outra cor à escolha
Lacado en el color de la portón o en cualquier otro color de su selección




■ NVO1 ■ NVO2 ■ NVO3 ■ NVO4 ■ NVO5 ■ NVO6 ■ NVO7 ■ NVO8 ■ NVO9 ■ NVO10 ■ NVO11 ■ NVO12 ■ NVO13 ■ NVO14 ■ NVO15 ■ NVO16



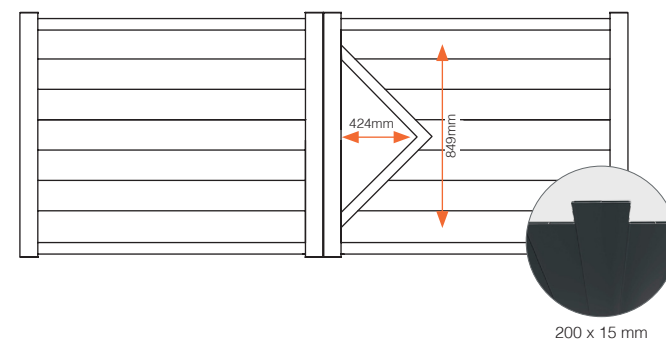
■ NVO17 ■ NVO18 ■ NVO19 ■ NVO20 ■ NVO21 ■ NVO22 ■ NVO23 ■ NVO24 ■ NVO25 ■ NVO26 ■ NVO27 ■ NVO28 ■ NVO29 ■ NVO30 ■ NVO31 ■ NVO32

PORTÃO
DE ALUMÍNIO
PORTÓN DE ALUMINIO

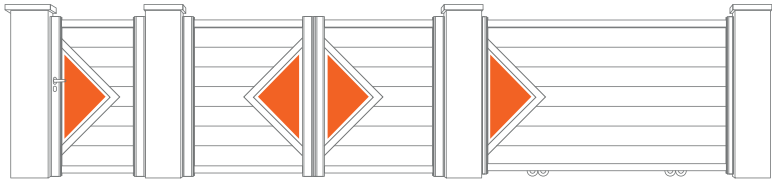
■ NÉO VISION TRI-CENTRAL



■ NV3C 11 | NV3C 21



Formas possíveis | Formas posibles



Decoração em alumínio NÉO VISIO TRI-CENTRAL

Decoración en aluminio NÉO VISION TRI-CENTRAL

Lacado à cor do portão ou outra cor à escolha
Lacado en el color de la portón o en cualquier otro color de su selección



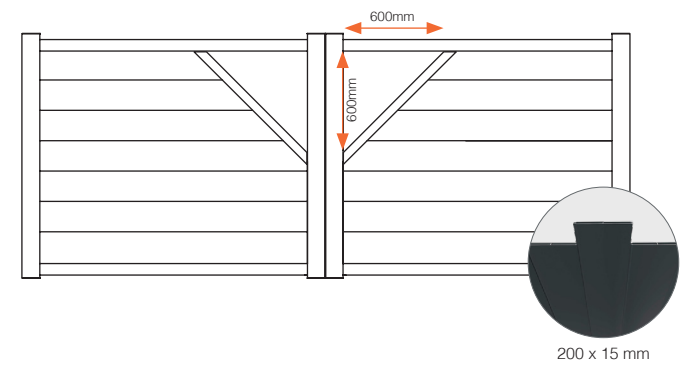
- NV3C 1
- NV3C 2
- NV3C 3
- NV3C 4
- NV3C 5
- NV3C 6
- NV3C 7
- NV3C 8
- NV3C 9
- NV3C 10
- NV3C 11
- NV3C 12
- NV3C 13
- NV3C 14
- NV3C 15
- NV3C 16
- NV3C 17
- NV3C 18
- NV3C 19
- NV3C 20
- NV3C 21
- NV3C 22
- NV3C 23
- NV3C 25
- NV3C 26
- NV3C 27
- NV3C 28
- NV3C 29
- NV3C 30
- NV3C 31
- NV3C 32

PORTÃO
DE ALUMÍNIO
PORTÓN DE ALUMINIO

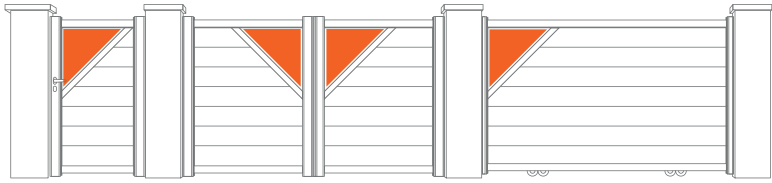
■ NÉO VISION TRI-ANGLE



■ NV3A 27 | NV3A 25

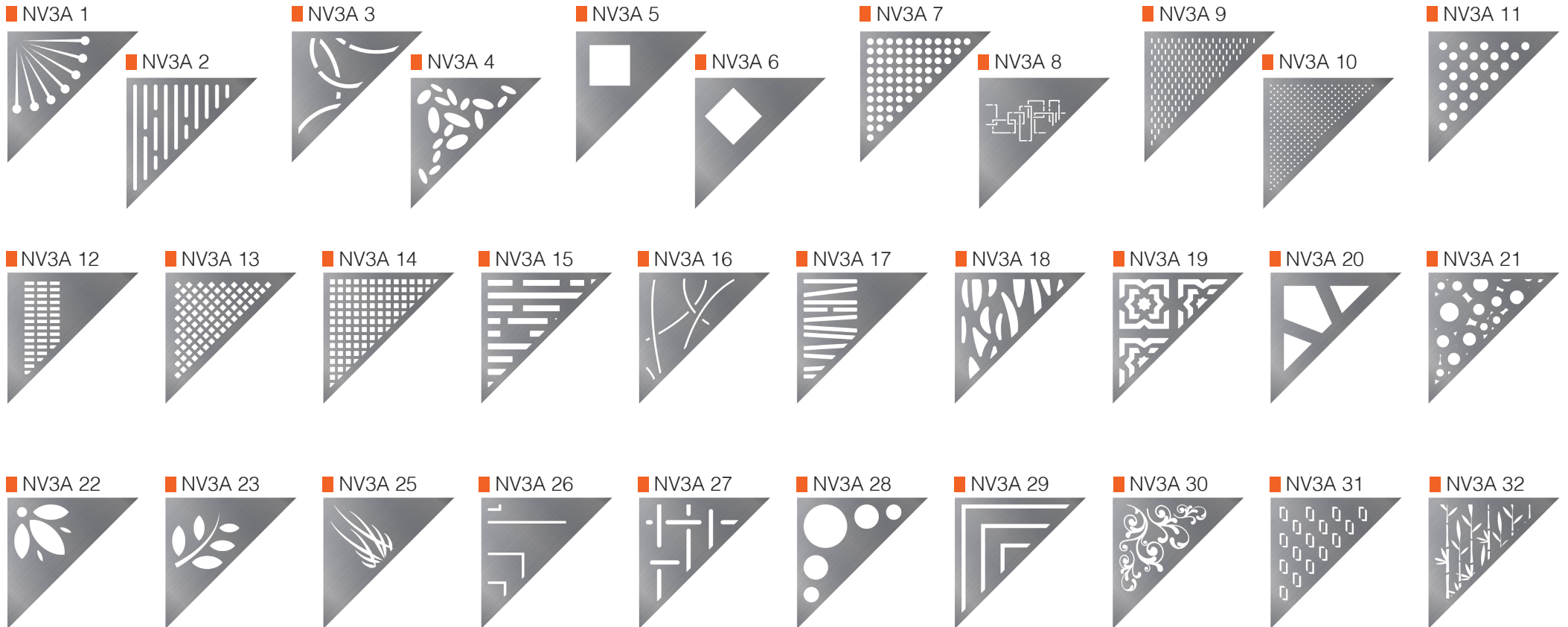
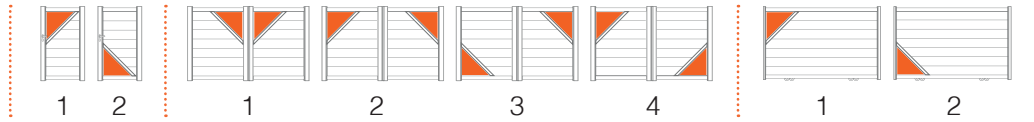


Formas possíveis | Formas posibles



Decoração em alumínio NÉO VISIO TRI-ANGLE
 Decoración en aluminio NÉO VISION TRI-CENTRAL

Lacado à cor do portão ou outra cor à escolha
 Lacado en el color de la portón o en cualquier otro color de su selección




DECORAÇÕES
DIJON PANNEAU


DECORACIONES DIJON PANNEAU



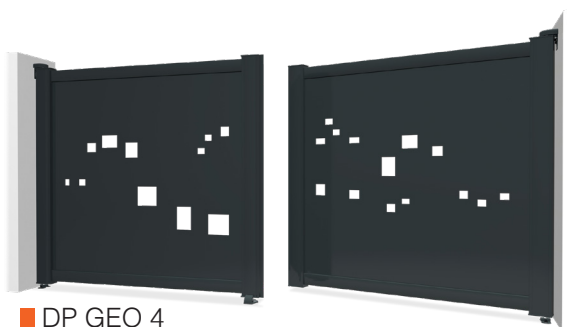
DP GEO 1




DP GEO 2




DP GEO 3



DP GEO 4



DP GEO 5



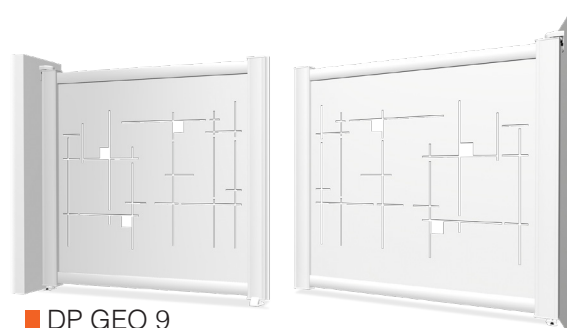
DP GEO 6




DP GEO 7



DP GEO 8



DP GEO 9

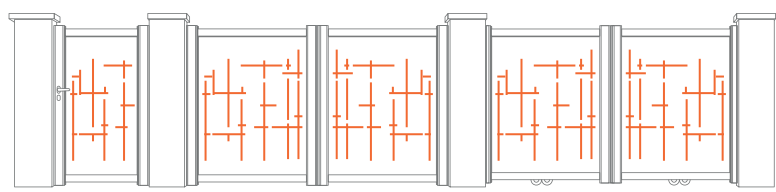


Panel de alumínio 3mm
Panel de alumínio 3mm

Cores disponíveis:
Cores disponibles:



Decoração DIJON PANNEAU
Decoración DIJON PANNEAU



DP GEO 11



DECORAÇÕES
DIJON PANNEAU

DECORACIONES DIJON PANNEAU



DP GEO 12



DP ORG 1




DP ORG 2



DP ORG 3



DP ORG 4



DP ORG 5



DP ORG 6



DP ORG 7



DP ORG 8

DP ORG 9



DECORAÇÕES EM ALUNOX
DECORACIONES EN ALUNOX



ALUNOX 1



ALUNOX 2



ALUNOX 3



ALUNOX 4



ALUNOX 5



ALUNOX 6



ALUNOX 7



ALUNOX 8



ALUNOX 9



ALUNOX 10



ALUNOX 11



ALUNOX 12



ALUNOX 13



ALUNOX 14



ALUNOX 15



ALUNOX 16



ALUNOX 17



ALUNOX 18



ALUNOX 19



ALUNOX 20



ALUNOX 21



ALUNOX 22

GRADEAMENTO PARA VEDAÇÕES

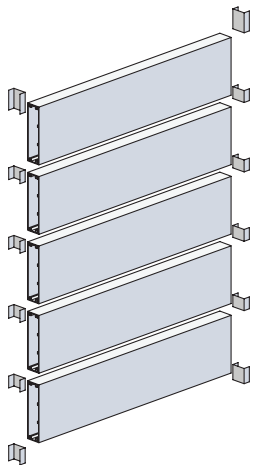

VALLA PARA CERCADO

- Prumo vendido à unidade: 120x64x1100mm ou 120x64x2300mm, com possibilidade de corte à medida.
- Lâmina vendida à unidade: 50x40x2000 mm, com possibilidade de corte à medida
- Sapata em ABS / Bite à medida / Parafusos incluídos

- La pilar se vende por unidad: 120x64x1100mm o 120x64x2300mm, con la posibilidad de cortar a medida
- La lámina se vende por unidad: 50x40x2000 mm, con la posibilidad de cortar a medida
- Zapato en ABS / Remache hecho a medida / Tornillos incluidos

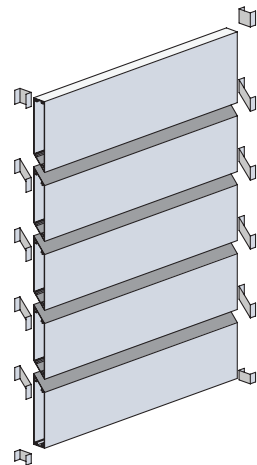



STRONG AJOURÉ



Lâmina / Lámina
150 x 40 x 2000 mm

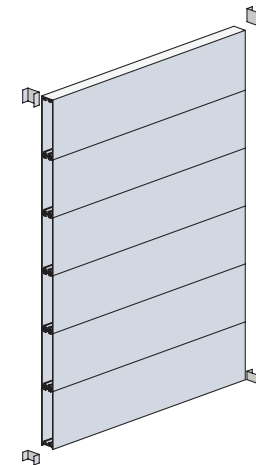

STRONG PERSIËNNE



Lâmina superior e inferior
Lâmina superior y inferior
150 x 40 x 2000 mm

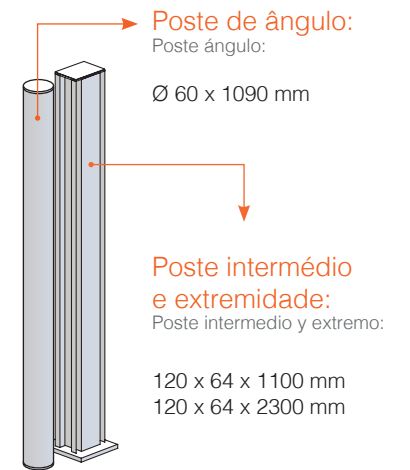
Lâmina intermédia
Lâmina intermedia
150 x 40 x 2000 mm

STRONG PLEIN



Lâmina superior
Lâmina superior
150 x 40 x 2000 mm

Lâmina intermédia
Lâmina intermedia
150 x 40 x 2000 mm

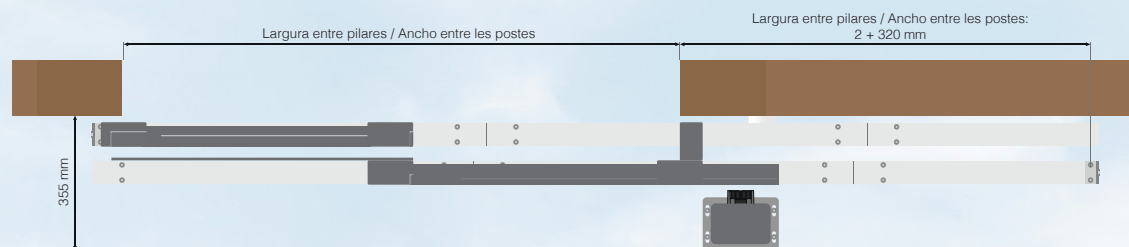


CONCEITO PRESTIGE

CONCEITO PRESTIGE

■ PARA O PORTÃO DE CORRER (SISTEMA TELESCÓPICO) PARA EL PORTÓN CORREDERO (SISTEMA DEL TELESCOPIO)

- Esta opção possibilita a instalação de um portão de correr motorizado, mesmo que a sua área de recolha seja reduzida.
 - Esta opção permite na área de recolha do portão sobrepor as suas duas folhas.
-
- Esta opción permite la instalación de un portón corredero motorizado, aunque su área de recolección sea reducida.
 - Esta opción permite que el área de recolección de la portón se superponga a sus dos hojas.






CONCEITO ARCHITECT

CONCEPTO ARCHITECT

■ PARA O PORTÃO DE BATENTE E PEDONAL PARA EL PORTÓN BATIENTE Y PEATONAL

- Melhora o acabamento estético, anulando todo espaço livre entre o pilar e o portão.
 - Permite a rotação do eixo até 120° e tem incorporado o sistema anti esmagamento.
-
- Mejora el acabado estético, eliminando todo el espacio libre entre el poste y el portón.
 - Permite la rotación del eje hasta 120° y sistema anti aplastamiento.

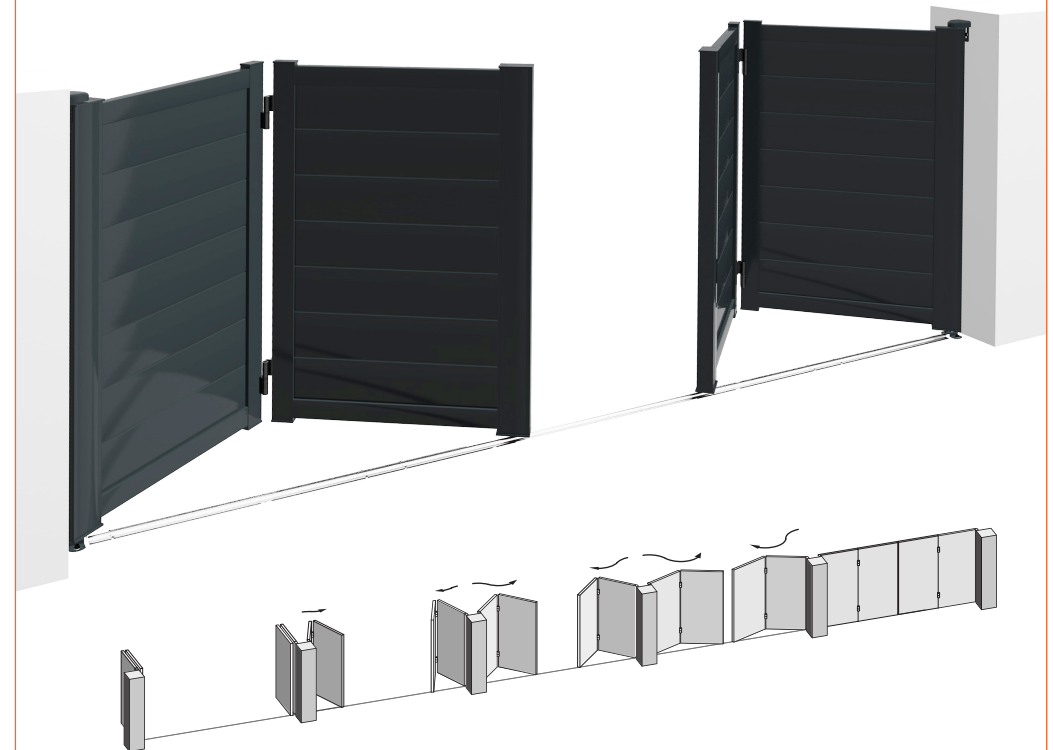


CONCEITO ÉLEGANCE

CONCEPTO ÉLEGANCE

■ PARA O PORTÃO DE BATENTE EM HARMÓNICA PARA EL PORTÓN BATIENTE EN ARMÓNICA

- Portão composto por quatro folhas que se dividem em duas folhas durante a abertura.
 - Esta opção é ideal para poupar espaço na área de estacionamento.
-
- Puerta compuesta por cuatro hojas que se dividen en dos durante la apertura.
 - Esta opción es ideal para ahorrar espacio en la zona de aparcamiento.



ACESSÓRIOS


ACCESORIOS



■ PILAR DE ALUMÍNIO POSTE DE ALUMINIO



- Medida de 150x150mm
- Entregue sem betão armado e reforço, deverá ser chumbado
- Medida de 150x150mm
- Entregar sin hormigón armado y sin refuerzos, debe ser reprobado

■ COBERTURA DE ALUMÍNIO TAPA DE ALUMINIO



■ NÚMERO EM ALUNOX NUMERO EN ALUNOX

- Altura: 60mm ou 120mm
- Com fita adesiva dupla face
- Alto: 60mm ou 120mm
- Con cinta de doble cara



KIT

- 1 Tampa com ponta de diamante
Tapa con punta de diamante
- 2 Betão armado | Hormigón armado *
- 3 Sapata | Zapato
- 4 Reforço | Refuerzo *
- 5 Tubo | Tubo

* **Atenção:** o pilar deve ser sempre selado e enchido com betão armado

Atención: el poste debe estar siempre sellado y relleno con hormigón armado

■ TOTÉM PARA CAIXAS DE CORREIO TOTEM PARA BUZÓN DE CORREO



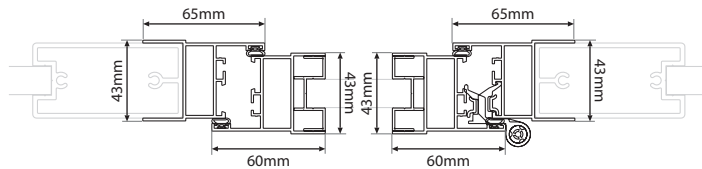
- Dois pilares de alumínio 120x64x2000mm com sapata para fixação ao solo
- Onze lâminas do modelo STRONG PLEIN 150x40x334mm
- Possibilidade de colocar uma caixa de correio padrão (não incluída) 300x300mm à altura que desejar.

- Dos pilares de aluminio de 120x64x2000mm con zapata para fijación al suelo
- Once láminas del modelo STRONG PLEIN 150x40x334mm
- Posibilidad de colocar un buzón estándar (no incluido) de 300x300mm a la altura que desee.



PORTA PEDONAL INTEGRADA


PUERTA PEATONAL INTEGRADA



BATENTE PARA PILAR

TOPE DE PILAR

- Permite ocultar a luz entre o pilar e as folhas do seu portão
 - Altura standard 2000mm, recortável e fácil de instalar
 - Uma alternativa ao CONCEITO ARCHITECT
-
- Permite ocultar la luz entre el poste y las hojas de su puerta
 - Alto standard de 2000 mm, recortable y fácil de instalar
 - Una alternativa al CONCEPTO ARCHITECT





GADOORALU
SISTEMAS DE ALUMÍNIO

Parque Industrial de Laúndos, Lote 37, 4570-311 Laúndos , Póvoa de Varzim - Portugal
+351 252 645 154 info@gadoor.net